

**\*\*\*Section F – SEED & GRAIN\*\*\***

Chairperson: Earl Hicks.

Committee: Liza Harrison, James Harrison, Matthew Visser

Entry fee is 10% of prize money



**Rules & Regulations:**

- a) All rules of the fair shall apply.
- b) Only one entry per farm per class.
- c) Classes may be current or previous year's crop.
- d) All exhibits must be in place between 6 & 9 pm the Thursday before the fair opens.
- e) For hay classes, the flake of hay should be in a plastic bag supplied by the Fair.
- f) All grain exhibits should be displayed in plastic bags supplied by the Fair.

Class .....	Description
1)	Winter wheat 5 kgs. / 10 lbs.
2)	Barley – 2 row 5 kgs. / 10 lbs.
3)	Barley – 6 row 5 kgs. / 10 lbs.
4)	Soybeans (Previous years crop) 5 kgs. / 10 lbs.
5)	Ear Corn (current year, partially husked) 5 ears.
6)	Shelled Corn 5 kgs. / 10 lbs.
7)	Haylage 2.3 kg or 5 lbs.
8)	Corn Silage 2.3 kg or 5 lbs.
9)	High Moisture Corn (not processed) 2.3 kg or 5 lbs.
10)	Sheaf of Barley 7 cm. diameter
11)	Sheaf of Corn (Silage roots removed) 6 stalks
12)	Sheaf of Corn (Grain roots removed) 6 stalks
13)	Hay – 1 <sup>st</sup> cut, 85% or more legume 1 flake
14)	Hay – 1 <sup>st</sup> cut, 85% or more grass 1 flake
15)	Hay – 2 <sup>nd</sup> cut, 85% or more legume 1 flake
16)	Hay – 2 <sup>nd</sup> cut, 85% or more grass 1 flake
17)	Baleage – 1 <sup>st</sup> cut in a plastic bag.
18)	Baleage – 2 <sup>nd</sup> cut in a plastic bag.

**PRIZE MONEY: Classes 1 - 18**

*1<sup>st</sup> - \$6.00, 2<sup>nd</sup> - \$5.00, 3<sup>rd</sup> - \$4.00*

**\*\*\* Section G – GARDEN PRODUCE \*\*\***

Chairperson: Earl Hicks.

Committee: Liza Harrison, James Harrison, & Amy McNeely.

ENTRY FEE IS 10% OF PRIZE MONEY

All rules of the fair shall apply

Class ..... Description

- 1) 6 Beans, - Tip & stem attached.
- 2) 6 Beans, novelty - variety named, Tip & stem attached.
- 3) 3 Beets, red globe - tops trimmed to 2.5 cm.
- 4) 3 Beets, novelty - variety named, tops trimmed to 3 cm.
- 5) Broccoli, 1 head.
- 6) Cabbage, 1 head.
- 7) 3 Carrots, table use - tops trimmed to 2.5 cm.
- 8) 3 Ears Sweet Corn – 1/3<sup>rd</sup> husk removed, variety named.
- 9) 3 Ears Sweet Corn – silk & 1/3<sup>rd</sup> husk removed.
- 10) Cucumbers - 4 pickling, 5-10 cm, stem attached.
- 11) Cucumbers - 3 slicing, 15 cm. and over, stem attached
- 12) Lettuce – variety named.
- 13) Kale - 4 stems.
- 14) 3 Leeks - tops 10-15cm, roots neatly trimmed.
- 15) 5 Onions, white for bunching.
- 16) 3 Red Onions - unpeeled, trimmed roots & tops.
- 17) 3 Spanish Onions - unpeeled, trimmed roots & tops.
- 18) 5 Peas, Edible pod.
- 19) 2 Peppers, sweet - stem attached.
- 20) 2 Hot Peppers - variety named, stem attached.
- 21) 1 Squash, summer - Stem attached.
- 22) Tomatoes, Cherry - 1 cluster, variety named.
- 23) 3 Tomatoes, table - variety named.
- 24) 3 Heritage Tomatoes - variety named.
- 25) 3 Tomatoes, plum.
- 26) 3 Garlic bulbs.
- 27) Parsley bouquet – in decorated can of water.
- 28) 3 Red Potatoes - variety named.
- 29) 3 White Potatoes - variety named.
- 30) 3 Rhubarb stems - pulled, leaf trimmed to 5 cm.
- 31) A watermelon.
- 32) Any vegetable not listed in a previous class.
- 33) Maple syrup – from a hobby operation of 500 or less taps.
- 34) “*Do you see what I see?*” - A vegetable that looks like something else. Please name what you think it looks like.
- 35) “*Picked from the garden*” A basket of garden produce.



**Prize Money Classes 1 – 34**

*1<sup>st</sup> - \$5.00, 2<sup>nd</sup> - \$4.00, 3<sup>rd</sup> - \$3.00*

**Class: 35**

*1<sup>st</sup> - \$10.00, 2<sup>nd</sup> - \$5.00, 3<sup>rd</sup> - \$3.00*

**\*\*\* Section P – PHOTOGRAPHY \*\*\***

Chairperson: Ashley Adey

Entry Fee is 10% of prize money

**Photography Rules:**

- a) Image size no larger than 5" x 7".
- b) Mounting board must not exceed 6" x 8".  
- Colour of your choice.
- c) Digital photography is welcome in all classes.
- d) Only one image - unless specified.
- e) Do not put plastic over the photos.
- f) All rules of the fair shall apply.



**Please Note:**

The judge, Mr. Roger Sands, a nationally accredited judge will be looking at colour quality, composition, sharp focus as well as the interpretation of the class.

**Class ..... Description**

- 1) "A bugs Life" - A honey bee collecting pollen
- 2) Child /children in motion.
- 3) Intense weather
- 4) Closeup/micro flower.
- 5) Touch of Frost.
- 6) What you love the most - animals.
- 7) Landscape photo of fall colours.
- 8) A spider web.
- 9) "Life on the farm" – (milking, haying...).
- 10) "Something big appears small or something small appears big" – eg. Moon on your finger.
- 11) Mans best friend.
- 12) Family fun.
- 13) Shadows – be creative.
- 14) 8" x 10" best black and white.
- 15) Reflections.
- 16) 2 photos. One original and one enhanced or with special effects – mounted on Bristol board.
- 17) Antique tractor.
- 18) Fun at the fair.
- 19) Camo – open ended.
- 20) Wildlife/
- 21) Baby farm animals.
- 22) Snowflakes.

**Prize Money - Classes: 1-22:**

*1<sup>st</sup> - \$4.00, 2<sup>nd</sup> - \$3.00, 3<sup>rd</sup> - \$2.00.*

**Highest points Classes 1 - 22**

- \$35.00 donated by G & N Contracting, Lombardy, Ontario.


## **\*\*\* Section R- Floral Culture \*\*\***

Chairperson: Judy Kelly

Judging: The Friday morning of the Fair

### **Rules:**

- a) Entry Fee is 10% of prize money
- b) All entries must be received from 6 – 9 pm the Thursday prior to the Fair opening and be picked up Monday morning from 9am to 11am.
- c) All exhibits are open to amateur gardeners only.
- d) All plants must have been in the possession of the exhibitor for a minimum of three months to qualify as having been grown by the exhibitor.
- e) Do not use containers of value, as the Fair Board cannot be responsible for loss of containers.
- f) The use of Loosestrife is prohibited.
- g) All rules of the fair shall apply.



### Hints for exhibitors:

- All exhibits should be attractively arranged.
- Use sturdy containers for tall flowers (i.e. Gladiolas).
- No pot should exceed 12” unless otherwise stated.
- Flowers to be shown with foliage wherever possible as points are given for foliage on the flower exhibited.
- Flowers should be as uniform as possible.
- Make sure to measure the diameter or height of the exhibit. (i.e. Blooms where applicable)
- The exhibit should contain the exact number of stems, blooms, flowers, or leaves specified.
- Grooming makes for a more attractive exhibit. Removal of wilted petals, chewed leaves, debris on or in the pot, pollen, or dust is advised.
- Do not leave seed heads on the exhibit.
- For taller stems and larger containers cedar may be used to hold the stems in place. The cedar used as a filler must not show above the container level.
- A bloom is an individual flower; one per stem.
- A stem is a plant structure carrying one or more flowers and or buds. If a bud is not open and not showing any colour it does not count as a bloom and it is a good idea to remove it.
- A spray is a portion of plant with numerous flowers.

**Read carefully the requirements for each class: i.e. if a specimen is to be 3 inches and under, it is advisable to measure the blooms; try to exhibit blooms of the same size.**

NB: Accessories may be used in Classes 22, 30, 35, & 38.

In the case of very tall flowers you may use stones, cedar, etc. but it must not show above the container level.

### Class ..... Description

- 1) Sedum – 3 stalks, 3 different varieties, not to exceed 18” including the vase.
- 2) Bachelor’s Buttons - 3 stems, any variety.
- 3) Hosta Leaves - 3 different varieties, 2 stems of each variety.
- 4) Grasses - 3 stems, 3 different varieties.
- 5) Cosmos - 3 stems, any variety.
- 6) Purple Coneflower (Echinacea) - 3 stems.
- 7) Marigold - 3 stems, blooms to measure 2” and under.
- 8) Marigold - 3 stems, blooms to measure over 2”.
- 9) Pansy or viola - 3 stems.
- 10) Petunia - single, 3 stems.
- 11) Petunia - double, 3 stems.
- 12) Phlox - 3 stems any colour.

- 13) Geranium - 3 stems.
- 14) Echinacea (Coneflower) - 3 stems, any colour other than purple.
- 15) Rudbeckia - 3 stems, any colour and variety.
- 16) Roses – one spray of roses.
- 17) Snapdragon - 3 spikes.
- 18) Dianthus - 3 stems.
- 19) Zinnia - 3 stems.
- 20) Single perennial specimen not mentioned – must be labelled.
- 21) Single annual specimen not mentioned – must be labelled
- 22) “Fairy garden” – a dish garden planted with small live plant material and also miniature accessories.
- 23) Coleus – single pot, at least 3 varieties as grown in pot.
- 24) Begonia – any variety as grown in pot.
- 25) Hanging Flowering Plant – as grown in pot.
- 26) A collection of cacti or succulents – 2 or more grown in a pot.
- 27) Geranium – single plant in bloom, any variety as grown in pot.
- 28) The most unusual plant as grown in pot – named.



### **Specials:**

- 29) A herb garden with at least 4 varieties – herbs must be named.
- 30) "*When I Met You*" – an arrangement of flowers that a husband might send his wife on their 1<sup>st</sup> anniversary – accessories may be used.
- 31) "*Summer Glory*" – an arrangement of summer colours using flowers, tree leaves, drift wood, seeds, etc.
- 32) "*A Tiger By The Tail*" – an arrangement using tiger lilies and hosta leaves as the main plant material – do not forget to use an appropriately sized container.
- 33) "*Roadside Bounty*" – a collection of wild flowers, grasses found in fields, displayed in a recycled container
- 34) "*It's A Tea Party*" – a flower arrangement in a cup and saucer.
- 35) "*Lollipop*" – An arrangement of flowers also using lollipops that would bring a smile to a child's face.
- 36) "*Perennials in A Vase*" – At least 5 different perennials in a vase – named please.
- 37) "*Annuals in A Vase*" – At least 5 different annuals in a vase – named please.
- 38) "*It's A Leprechaun*" – A miniature design, *not to exceed 5 inches tall or wide.*

### **Prize Money - Classes: 1 – 21 & 23 - 28:**

*1<sup>st</sup> - \$4.00, 2<sup>nd</sup> - \$3.00, 3<sup>rd</sup> - \$2.00.*

### **Prize Money - Classes: 30- 38:**

*1<sup>st</sup> - \$6.00, 2<sup>nd</sup> - \$4.00, 3<sup>rd</sup> - \$3.00.*

### **Prize Money - Class: 22:**

*1<sup>st</sup> - \$20.00, 2<sup>nd</sup> - \$10.00, 3<sup>rd</sup> - \$5.00*

*donated by Judy Kelly.*

### **Prize Money - Class: 29:**

*1<sup>st</sup> - \$25.00, 2<sup>nd</sup> - \$15.00, 3<sup>rd</sup> - \$10.00*

*Sponsored by the Smiths Falls Horticultural Society.*

### **Highest points:**

**Classes 1 – 28: \$25.00 donated by Aline Hicks.**

**Classes 29 – 38: \$25.00** *Sponsored by the Smiths Falls Horticultural Society*

\*\*\* Section S – Culinary Arts \*\*\*

Chairperson – Aline Hicks

Assistant – Eva Dryden & Collette Seward.

Judging: 8:30 am the Friday morning of the Fair.

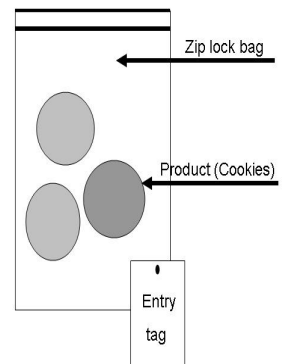
Entry Fee is 10% of prize money

**Rules:**

- a) All exhibits must be the work of the exhibitor.
- b) The exhibitor shall not enter more than one article in each class.
- c) All baking to be exhibited on disposable plates in large Ziplock plastic bags with the entry tag attached to the outside. (See the photo to the right)
- d) Bread and rolls to be exhibited in plastic bags only.
- e) No cake mixes, commercial dough or commercial pie fillings will be accepted unless stated.
- f) Bars should be approximately 1½” x 2” and squares 1½” x 1½”.
- g) All rules of the fair shall apply.
- h) No edible cannabis products.

**\*\* New exhibitors: \*\***

**Please write “new exhibitor” on your entry tag.**




Class ..... Description

**Breads**

- 1) 1 Loaf of White Bread.
- 2) 1 Loaf of Brown Bread.
- 3) 4 Cinnamon Buns. (not individual).
- 4) 4 Plain Rolls. (individual)
- 5) Raisin Bread - made in a bread machine.

**Muffins & Biscuits** (may use paper liners)

- 6) 3 Fruit Muffins. (name fruit)
- 7) 3 Bran Muffins. (with raisins)
- 8) 3 Chocolate Chip Muffins.
- 9) 3 Apple Muffins.
- 10) 3 Tea Biscuits.



**Cake and Fruit Loaf** - (1/2 loaf or use mini loaf pans)

- 11) Large slice of Queen Elizabeth Cake.
- 12) Create your own loaf - named.
- 13) Any Cake made with the cake mix as a starter. 1 large piece displayed on a plate. Please include the recipe.
- 14) Lemon Loaf
- 15) Banana Loaf - fruit & nuts allowed.

**Pies** - (1 large piece on a small plate)

- 16) Blueberry Pie.
- 17) Apple Pie.
- 18) Strawberry Rhubarb Pie.
- 19) 2 - crust Pie of your choice (name the Fruit).
- 20) Cooked Pastry Pie Shell – no filling.



**Cookies and Candy**

- 21) 3 Oatmeal/Raisin Drop Cookies.
- 22) 3 Peanut Butter Cookies.

- 23) 3 Ginger Cookies.
- 24) 3 Cookies - Exhibitor's choice, not listed, named.
- 25) 3 Shortbread Cookies
- 26) 3 No bake cookies or squares of one kind.

**Prize Money Classes 1-26:**

*1<sup>st</sup>: \$6.00, 2<sup>nd</sup>: \$4.00, 3<sup>rd</sup>: \$3.00*

**Bake Queen of the Fair:**

Awarded to highest number of points in Classes 1 - 26:  
 \$25.00 prize **donated by Eva Dryden.**

**SPECIALS**

- 27) 3 Cake Doughnuts.

Recipe:

2 cups all purpose flour	2 eggs, beaten
3/4 cup white sugar	1 tsp. vanilla extract
2 tsp baking powder	1 tbsp shortening
1/4 tsp ground nutmeg	1 cup icing sugar
1/4 tsp ground cinnamon	2 tbsps hot water
1 tsp salt	1/2 tsp almond extract
3/4 cup milk	

Preheat oven to 325°F. Lightly grease a doughnut pan or small sized muffin pan. In a large bowl, mix flour, sugar, baking powder, nutmeg, cinnamon, and salt. Stir in milk, eggs, vanilla and shortening. Beat together until well blended. Fill each doughnut cup or muffin cup approximately 1/2 full. Bake 8 to 10 minutes, until doughnuts spring back when touched. Allow to cool slightly before removing from pan. To make glaze, blend icing sugar, hot water and almond extract in a small bowl. Dip doughnuts in the glaze when serving.

- 28) 3 Black Bottom Cupcakes.

As per recipe:

- 8 oz. cream cheese at room temperature
- 1/3 cup white sugar
- 1 cup semi-sweet chocolate chipits
- Blend in first 2 ingredients.
- Fold in chips and set aside
- 1 1/2 cups flour
- 1/3 cup vegetable oil
- 1/8 tsp. salt
- 1 cup white sugar
- 1/4 cup cocoa
- 1 tsp. vanilla
- 1 tsp. baking soda
- 1 cup water

Mix oil, sugar and vanilla. Add sifted flour, salt, soda and cocoa alternately with water.

Fill muffin cups 1/2 full, add cheese mixture. Bake at 350°F for 18 – 20 minutes.

- 29) Applesauce cake – 1 large slice.

As per following recipe:

1/2 cup butter	1 1/2 tsp. baking soda
1 1/2 cups sugar	1/2 tsp. salt
1 1/2 cups applesauce	2 tsp. cinnamon
2 eggs	1/2 tsp. nutmeg
2 cups flour	1/2 cup raisins

Cream butter add sugar gradually and beat well. Add applesauce and blend.

Beat in eggs, mix thoroughly. Mix together flour, baking soda, salt, cinnamon and nutmeg and add to first mixture. Beat until mixed. Stir in raisins. Bake in 9 X 13 pan at 350°F for 35 – 40 minutes.

- 30) 3 of Families Favourite Squares.



31) Coffee Cake – 1 large slice.

32) 3 Pieces Maple Fudge.

As per following recipe:

2 cups maple syrup    ¾ cup 10% cream    2 tsps. Butter

Boil uncovered until a drop in cold water forms a soft ball (236°F to 238°F). Cool to luke warm (110°F) without stirring. Beat until creamy. Pour into a well buttered 8” X 8” pan. Cool. Cut into squares.

33) 3 Butter tarts – with nuts or raisins.

34) 3 Brownies with nuts.

35) 3 Date Squares.

36) “Company is Coming” – appearance 4 homemade items you could serve unexpected guests. Be creative on your presentation. Judged on appearance only.

37) Grandma’s Bread Pudding.

**Prize Money Classes 27 – 37**

*1<sup>st</sup>: \$10.00, 2<sup>nd</sup>: \$5.00*

**Highest points Classes 1 to 37:**

*\$25.00 donated by Collette Seward.*

**New Exhibitor with Highest points Classes 1 to 37:**

*\$25.00 donated by Ruth Shirley.*

38) **SPECIAL:**

**O.A.A.S. Butter Tart Competition**

Display 3 Plain Butter Tarts inside a clear plastic bag. *No nuts or any other fruit.* Winner will go on to a District competition with 6 plain butter tarts.

**Prize Money Classes 38:**

*1<sup>st</sup>: \$5.00, 2<sup>nd</sup>: \$3.00, 3<sup>rd</sup>: \$2.00*

**Country Baking Contests**

39) **\*\*Robin Hood Best Lunchbox Snack Contest\*\***

Using Robin Flour, display 5 cookies on a plate along with recipe and the Robin Hood Flour label.

40) **\*\*Robin Hood Family Favourite the Recipe\*\***

Using Robin Flour, display 5 Squares on a plate along with the recipe and the Robin Hood Flour label.

41) **\*\* Crisco Family Favourite Muffins \*\***

Using Crisco Shortening or Oil, display 3 Muffins on a plate along with the recipe and the Crisco label.

**Prize Money Class 39 to 41:**

*1<sup>st</sup>: \$25.00 product certificate.*

*2<sup>ND</sup>: \$10.00 product certificate.*

**Note:**

- All items will be judged on appearance, taste and texture as well as creativity and presentation. The Lombardy Fair Board agrees to send companies pictures of the prize winners, plus proof of purchase and recipes. All the winners will agree to sign a release form giving permission to the sponsor to use the winner’s name and /or photograph in any other advertising and publicity without payment.

***Be sure to visit our Sponsors Websites for recipes and helpful baking hints:***

***Robin Hood: [www.robinhood.ca](http://www.robinhood.ca)***

***Crisco: [www.criscocanada.com](http://www.criscocanada.com)***





### \*\*\* Section U –Bottled Goods \*\*\*

Chairperson: Aline Hicks

Judging: 8:30 am the Friday morning of the fair.

Entry Fee is 10% of Prize Money

#### **Rules:**

- a) All bottled goods must be displayed in 500 ml sealers except Jelly, Jams or Marmalade, which should be displayed in jam jars 250 ml. or 125 ml. – **must have new lids.**
- b) All exhibits are the responsibility of the exhibitor.
- c) The exhibitor shall not enter more than one article in any one section.
- d) Exhibitor tag must be secured to the jar with an elastic.
- e) Jars not sealed will not be judged except Freezer Jams.
- f) **NO WAX or COLOURING PLEASE.**
- g) All rules of the fair shall apply.

Class ..... Description

#### **Jams, Jellies and Sauces**

- 1) Strawberry Jam (tame)
- 2) Raspberry Jam (tame)
- 3) Marmalade (named)
- 4) Rhubarb & Strawberry Jam.
- 5) Strawberry Freezer Jam.
- 6) Any other fruit jam not listed. (named)
- 7) Red Pepper Jelly – with Bernardin Pectin package or label.
- 8) Peach Jam.
- 9) Grape Jelly – with Bernardin Pectin package or label
- 10) Apple Jelly – with Bernardin Pectin package or label
- 11) Preserved Fruit (named)
- 12) Cranberry Sauce.
- 13) Any other Fruit Jelly not listed – with Bernardin Pectin package or label. (named)



#### **Pickles & Relish**

*(TO BE IN 500ml JARS unless indicated)*

- 14) Pickled Beets.
- 15) Dill Pickles – can use a larger jar.
- 16) Relish of Your Choice. (not listed, named)
- 17) Fruit Relish.
- 18) Chili Sauce.
- 19) Bread & Butter Pickles.
- 20) Hot Dog Relish.
- 21) Salsa. (Label “mild”, “medium”, or “hot”)
- 22) Pickled or Dilled Vegetable – can use a larger jar.
- 23) Icicle or 9 Day Pickles.
- 24) My Family’s Favourite. Any canned product not already listed – to be named.
- 25) BBQ Sauce in a 125 or 250ml jar



#### **Prize Money Classes 1-25:**

*1<sup>st</sup>: \$4.00, 2<sup>nd</sup>: \$3.00, 3<sup>rd</sup>: \$2.00*

#### **Highest points Classes 1-25:**

*- \$20.00 donated by Carol Joynt*

**Specials:**

**BERNARDIN HOME CANNING AWARDS:**

- 26) **BEST OF SHOW AWARD** - *Judges choice of best home canning entry from Classes 14 – 25.* All eligible entries must be in a Bernardin jar sealed with a Bernardin Snap Lid.

**Prize Money - Class 26**

*1<sup>st</sup>: \$30.00 Bernardin gift certificate plus rosette prize ribbon.*

- 27) **BERNARDIN BEST JELLY AWARD:**

*- Judges choice of best jelly from classes 7, 9, 10, & 13.*

**Prize Money - Class 27:**

*1<sup>st</sup>: \$20.00 Bernardin gift certificate plus rosette prize ribbon.*

- 28) **BERNARDIN GIFT PACK AWARD.**

Bernardin jars sealed with Bernardin Lids. Gift Basket or Container filled with *at least 2* filled Packs need not be in baskets. We encourage entrants to be creative with their presentation. May include other items. Winner selected based on creativity, taste, quality of home canned product, perceived value, and appropriateness of presentation. Must have itemized description & cost. Winner is eligible for the Bernardin National Gift Pack Competition.

**Prize Money - Class 28**

*1<sup>st</sup>: \$20.00 Bernardin gift certificate plus rosette prize ribbon.*

**For recipes and helpful hints on home canning visit the Bernardin web site at [www.bernardin.ca](http://www.bernardin.ca).**

## \*\*\* Section T – Homecrafts \*\*\*

Chairperson: Heather Buchan.

Judging: On the Friday of the Fair.

Entry Fee – 10% of Prize Money

### Rules:

- a) All articles must be made by the exhibitor.
- b) All articles must be clean. Soiled entries will not be judged.
- c) Articles shown more than two years will be disqualified.
- d) The exhibitor shall not enter more than one article in each Class.
- e) All exhibits are the responsibility of the exhibitor.
- f) **All Exhibits must be dropped off at the Fair from 6 pm to 9 pm on the Thursday evening prior to the Fair.**
- g) ***All exhibits MUST be left in the building until 9am Monday Morning.***
- h) ***Exhibit pick-up is from 9am – 11 am on Monday Aug. 5<sup>th</sup>.***
- i) All rules of the fair apply.

**Note:** “sma” means sample of material attached.

“sya” means sample of yarn attached.

Class ..... Description

### Threads and Seams

- 1) Tunic top - sma.
- 2) Apron, practical with bib - sma.
- 3) Half apron - sma.
- 4) Tea cozy - sewn, any size - sma.
- 5) Adult bib – sma.
- 6) Fabric Hat or Cap – sma, sya.
- 7) Purse or wallet - sma.
- 8) Adult sleep pants - sma.
- 9) Casserole tote - sma.
- 10) Sewn tote bag - sma.
- 11) Article of children’s sleepwear - sma.
- 12) Child’s jumper - sewn - sma.
- 13) Cushion – 20” or under including trim - sma.
- 14) Useful article made from sewing room scraps - sma.
- 15) Travel bag for accessories - sma.
- 16) A useful item to attach to a walker “walker pocket” - sma.
- 17) Microwave potholder - sma.
- 18) Ladies shorts or capris. - sma.
- 19) Baby toddler food smock - sma.
- 20) “Taggie” blanket for a child, maximum size 18’ X 18”- sma. (refer to Pinterest on your computer)
- 21) Two sewn potholders or oven mitts – sma.
- 22) Table runner, quilted – sma.
- 23) Two matching placemats, quilted - sma.
- 24) Article of traditional rug hooking - maximum 24” x 36” - sma.
- 25) Wall hanging - quilted, maximum 48” x 48”, ready to hang, no panels - sma.



### Knitting and Crocheting

- 26) Baby afghan, knit - sya.
- 27) Baby afghan, crocheted - sya.
- 28) Scarf, knit, any style or size - sya
- 29) Adult sweater, knit or crocheted - sya.
- 30) Cushion, knit or crocheted. Maximum size 20” x 20” - sya.

- 31) Shawl, knit or crocheted - sya.
- 32) Adult's knit or crocheted mittens - sya.
- 33) Adult socks, any weight - sya.
- 34) Knit or crocheted head band – sya.
- 35) Child's Cardigan, knit - sya.
- 36) Child's hat and mittens, knit - sya.
- 37) Child's mittens, knit or crochet - sya.
- 38) Child's socks, pair, knit - sya.
- 39) Child's pullover sweater with sleeves - sya.
- 40) Baby's crocheted jacket - sya.
- 41) Baby's knit jacket - sya.
- 42) Novelty hat, knit or crocheted - sya.



**Highest Points in Classes 1 - 42:**

*\$25.00 – Donated by Lois Hunter.*

**Crafts**

- 43) Soft toy, handmade, child safe – sma, sya.
- 44) A craft using lace doily(s) – doily may be purchased.
- 45) Barn board wood sign with saying – ready to hang.
- 46) Wine bottle carrier, any medium.
- 47) A yarn wrapped monogram letter.
- 48) Decorated light bulb.
- 49) Any craft “As seen on Pinterest” – include copy of Pinterest pin – sma, sya.
- 50) Something new from something old.
- 51) Handmade book mark, any medium.
- 52) Article to display child's artwork.
- 53) Any plaid craft.
- 54) Boot topper – sma, sya.
- 55) “Getting around to it” An unfinished project.
- 56) Wreath, ready to hang.

**Prize Money: Classes 1 - 56**

*1<sup>st</sup>: \$6.00; 2<sup>nd</sup>: \$ 4.00; 3<sup>rd</sup>: \$ 2.00*

57) **Bernardin Snap Lid / Mason Jar Creative Craft Award.**

- Best decorative or functional homemade craft made using a Bernardin mason jar(s) and/or 2-piece Snap Lid.

**Prize Money - Class 57**

*1<sup>st</sup>: \$20.00 Bernardin gift certificate plus rosette prize ribbon.*

**Heritage**

- 58) A Family Tree – any medium.
- 59) A small antique article.
- 60) Vinyl record with sleeve.
- 61) A school reader.
- 62) A Family Heirloom – with story attached separately mounted. (Item to be displayed in our glass case).

**Classes 58 -62 sponsored by Bonnie Covell.**

**Prize Money: Classes 58 - 62**

*1<sup>st</sup>: \$6.00; 2<sup>nd</sup>: \$ 4.00; 3<sup>rd</sup>: \$ 2.00*

## Quilting

- 63) 1 quilt block - approximately 10" or 12" or 14" square, pieced, pattern named and mounted one edge on cardboard.
- 64) 1 quilt block - approximately 10" or 12" or 14" square, hand-appliquéd, pattern named and mounted one edge on cardboard.

**Class 63 & 64 sponsored by Lanark County Quilters Guild.**

### Prize Money: Classes 63 & 64

1<sup>st</sup>: \$6.00; 2<sup>nd</sup>: \$ 4.00; 3<sup>rd</sup>: \$ 2.00

## Ontario Association of Agricultural Societies (O.A.A.S) Hand Quilted Competition

**Eligibility, Rules & Regulations for O.A.A.S. Hand Quilt Competition** - judging at local fairs. In order to qualify for the O.A.A.S. Annual Championship Quilt Competition. All suitably-sized first-prized quilts will be included in this competition.

- A) Entries must be solely made, and **HAND QUILTED** by the exhibitor and exhibited and judged at a local (O.A.A.S.) Ontario Association of Agricultural Societies Fair to be eligible for this competition.
- B) Entry quilts must be a **MINIMUM** of 324" measured on the perimeter (**smaller quilts will not be eligible to proceed to next levels of competition**).
- C) Judging will occur at local fairs and district levels. A Provincial Grand Champion Judge will be selected at the Annual Convention of the O.A.A.S.
- D) Upon making an entry into the O.A.A.S. Quilt Competition, the Exhibitor agrees to participate in any promotional activities related to the competition.
- E) The winning O.A.A.S. Champion Quilt will not be eligible to compete in any future District and/ or O.A.A.S. competitions.
- F) The winner's name to be displayed at the Fair on a sign provided by the O.A.A.S.

### PLEASE NOTE:

*IF YOUR QUILT HAS WON FIRST PLACE IN THIS COMPETITION AT A PRECEDING FAIR, IT WILL NOT BE ELIGIBLE FOR DISTRICT COMPETITION (UNLESS LOMBARDY IS CONSIDERED YOUR HOME FAIR)*

## Ontario Association of Agricultural Societies (O.A.A.S) Machine Quilted Competition



Please refer to the O.A.A.S. website for further details of the quilt competition.

(see competitions at [www.ontariofairs.org](http://www.ontariofairs.org))

- 65) Quilt, hand quilted - hand appliqué, pattern named, a **MINIMUM** of 324" measured on the perimeter – sma
- 66) Quilt, pieced - hand quilted, pattern named, a **MINIMUM** of 324" measured on the perimeter - sma
- 67) Quilt, machine quilted by the exhibitor - pattern named, total perimeter measurement to be **MINIMUM** of 324". Note: the article can be square, rectangular, etc. - sma.
- 68) Quilt, any technique, any size, hand quilted – sma.
- 69) Quilt, any technique, any size, machine quilted – sma.
- 70) Quilt, any technique, any size, machine quilted, long arm machine, quilter if different, to be named on entry tag - sma.
- 71) Group quilt, any technique, any size, done by 2 or more people.

### Prize Money: Classes 65 - 71:

1<sup>st</sup>: \$30.00    2<sup>nd</sup>: \$25.00    3<sup>rd</sup>: \$20.00

### SPECIALS:

- 72) Crib Quilt, any technique - sma.
- 73) Quilt top, unfinished, ready to be layered - sma.

- 74) Afghan crocheted - sya.
- 75) Afghan knit - sya.
- 76) Article of hand-made jewellery.
- 77) Quilted table topper, any technique - sma, sya.
- 78) Completed article of counted cross stitch – sya.
- 79) Antique article of hand work, accompanied by a short history.
- 80) Bed runner, quilted - sma.
- 81) Have you just finished an excellent piece of work only to find there is not a class to show it in?  
Enter it here in class: 81A) fabric.  
81B) yarn and/or threads.  
81C) crafts.

**Class 81 sponsored by:**

**Yarns Aplenty, Smiths Falls**

**Prize Money: Classes 72 – 81:**

*1<sup>st</sup>: \$10.00; 2<sup>nd</sup>: \$ 5.00*

**Highest Points in Classes 43 - 81:**

*\$25.00 - Donated by Joanna Austin.*

**CHRISTMAS CORNER**

- 82) Christmas table runner - sma
- 83) Christmas stocking - sma, sya.
- 84) Three different handmade ornaments.
- 85) Handmade Christmas gift tag, mounted.
- 86) Two Christmas placemats - sma.
- 87) Christmas apron, any medium - sma, sya
- 88) Christmas door decoration.
- 89) Small Christmas gift basket - 5 non-perishable
- 90) Snowman, any size, any medium.
- 91) Christmas wall hanging.



items maximum.

**Prize Money: Classes 82- 91:**

*1<sup>st</sup> : \$6.00 2<sup>nd</sup>: \$4.00 3<sup>rd</sup>: \$2.00*

**Highest points in Christmas Corner:**

*\$20.00 - Donated by Marjorie Walker*

**SENIORS:**

*Open to seniors 65 years and over.*

- 92) A collection of pictures of “me” through the years, – mounted, a minimum of three.
- 93) An article of knitting.
- 94) An article of crocheting.
- 95) A sample of painting or colouring
- 96) A sample of penmanship – 8 lines, not original.

**Prize Money: Classes 92 – 96:**

*1<sup>st</sup>: \$6.00 2<sup>nd</sup>: \$4.00 3<sup>rd</sup>: \$2.00*

*\$30.00 - Donated by Louise Blair.*

**\*\* Community Service Project\*\***

- 97) - The O.A.A.S. has challenged all Ontario Fairs to participate in a “Community Challenge”. The project we have chosen is a winter hat, to be donated to a local school.

**Prize Money: Classes 97:**

*1<sup>st</sup> : \$10.00 2<sup>nd</sup>: \$5.00 -Donated by Lois Hunter.*

### **“Let’s Celebrate Christmas”**

98) By having a dinner party. Using table accessories, table covering, and a place setting; show us how you would set your table. Space will be provided for displaying. Space allocated is 30 inches or 76 centimetres wide.

**Prize Money:**

*1<sup>st</sup>: \$30.00; 2<sup>nd</sup>: \$20.00; 3<sup>rd</sup> 15.00; 4<sup>th</sup> \$10.00*

**Sponsored by:**

The Lombardy Ladies Club (formerly Lombardy’s Women’s Institute)

Any questions, call Helene at 283-2559 or  
Aline Hicks at 283-5797.

**\*\*\* Section WW – Wood working \*\*\***

Chairperson: Earl Hicks.

Entry fee is 10% of prize money

All rules of the fair shall apply.

Class ..... Description

- 1) Any article of metal work.
- 2) Any item turned on a lathe.
- 3) Article made from recycled wood.
- 4) Item made from fret or scroll work.
- 5) A child's toy or game.
- 6) A Piece of folk art.
- 7) A chip carved Christmas ornament.
- 8) Any item made from found materials in nature.
- 9) Any article of wood working older than 50 years.
- 10) Build a whirly gig.



**Prize money: Classes 1 – 10**

*1<sup>st</sup> - \$8.00, 2<sup>nd</sup> - \$6.00, 3<sup>rd</sup> - \$4.00*

**11) *Adult & child project:***

Build a bat house - child must do 50% of the work (*keep safety in mind*). Include the name and age of the child as well as the adult on the entry tag.

**Prize money: Class 11**

*1<sup>st</sup> - \$10.00, 2<sup>nd</sup> - \$5.00.*