


LOMBARDY FAIR

2020 Prize List

for

Junior Exhibitors

mondobimbo.altervista.org



Friday, Saturday, Sunday
of the August Civic Weekend

www.facebook.com/LombardyFair

www.lombardyfair.ca

Section JW – Junior Work

RULES:

- Parents are urged to allow their children to do the work and preparation for the exhibits without assistance. Please encourage them in every way and help them to get their exhibits to the fair.
- Please read the rules with your children and help them to understand these rules.
- **Exhibits must arrive at the Fair from 6 pm to 9 pm on the Thursday before the Fair.**
- **Exhibits are to be picked up the Monday morning after the Fair between 9am & 12 pm.** (Exhibits not picked up within two weeks of the Fair closing will become the property of the Society).
- **All rules of the Fair shall apply.** (See Main Booklet)

Contact Mrs. Judy Drummond at 613-275-1354 if you have any questions.

***** ARTS & CRAFTS *****

Chairperson – Dorothy Edwards


Class ----- Description

A. Ages 5 and under (at fair time)

- 1) Decorate a hardboiled egg, display in something sturdy
- 2) Trace your hand and decorate the shape.
- 3) Design a barn with buttons - maximum 12" x 18".
- 4) Create a playdough owl displayed on a small disposable paper plate.
- 5) Decorate a toilet paper roll.
- 6) Make a necklace by stringing plastic beads.

www.lombardyfair.ca

- 7) Decorate the year “2020” & mount - (6”X 12 inches).
- 8) From nature enter the biggest pinecone.
- 9) Create a musical shaker using disposable rolls and cups.



B. Ages 6 to 8 years. (at fair time)

- 10) Print “**Lombardy Fair**” and decorate - 6” x 12” Bristol board.
- 11) Printing – copy the poem “**Hey Diddle, Diddle**”
Hey, Diddle, diddle
The cat and the fiddle
The cow jumped over the moon
The little dog laughed
To see such a sport
And the dish ran away with the spoon.
- 12) Create a snowflake using coffee filters.
- 13) Make a candy kabob - Display in a Ziploc bag.
- 14) Make and decorate a Christmas Tree - max 12”.
- 15) Design a quilt block using foam pieces - size 12” x 12”.
- 16) A collage of flowers - 1/2 sheet of Bristol board,
completely cover your board.
- 17) Decorate a running shoe.
- 18) Make 3 decorated Easter Eggs

SPECIAL: Open to all children ages 8 years and under (at fair time)

- 19) Make a lego tractor – displayed on a paper plate.


C. Ages 9 to 12 years. (at fair time)

- 20) Make an Inukshuk from stones - max 12”.
- 21) A black & white pencil sketch or colour sketch.
- 22) Design in a shoe box - a peep box about Christmas.

- 23) Celebrate the “**Lombardy Fair**” using written and/or pictures or photos – mounted on 1/2 sheet of Bristol board.
- 24) Make a collage of farm animals - mounted on 1/2 sheet of Bristol board.

- 25) In cursive handwriting copy this poem:

*Black and white
Thick and furry
Fast as the wind
Always in a hurry
Couple of spots
Rub my ears
Always comes when his name he hears
Loves his ball; it's his favorite thing
What's most fun for him? Everything!
Great big tongue that licks my face
Has a crate, his very own space
Big brown eyes like moon pies
He's my friend till the very end!*



- 26) Make a snow globe using a glass jar - quart or litre size.
- 27) A canvas painting using acrylic paint – max. 16” x 20”.
- 28) Any craft not mentioned – max. 12” x 18”

D. Ages 13 to 16 years. (at fair time)

- 29) Make an origami article.
- 30) My woodworking creation - max 18”.
- 31) Celebrate “**A Special Event**” using written and/or photos – mounted on 1/2 sheet of Bristol board.
- 32) A black & white or colour pencil sketch.
- 33) A hand painted T-shirt.
- 34) Hand made jewellery.
- 35) Choose a picture - cut in half & draw the part you cut off (Split Picture).
- 36) Any small hand-made craft.
- 37) A canvas painting – using acrylic paint, max 16” x 20”

www.lombardyfair.ca

Open to all children ages 9 to 16 (at fair time)

38) Create a piece of string art.

Open to all children to age 16 (at fair time)

39) Any craft made from fabric, yarns and/or threads.

40) Create a machine using nuts, bolts, screws, etc – no larger than 10”.

41) A popsicle ferris wheel structure on a sturdy base – approximately 12” in any direction.

42) Melted crayon art design.

Prize Money:

Classes 1 – 37:

1st: \$5.00, 2nd: \$4.00, 3rd: \$3.00; 4th: \$2.00; 5th: \$1.00

Classes 38 - 42:

1st: \$7.00, 2nd: \$6.00, 3rd: \$5.00; 4th: \$4.00; 5th: \$3.00

Most points scored in each of division A, B, C, & D - \$5.00

Donated by Judy Drummond

1st, 2nd, & 3rd place winners in each of division A, B, C, & D – will receive a midway day bracelet compliments of the midway.

***** VEGETABLES & FLOWERS *****

Chairperson: Earl Hicks

Committee: Liza Harrison, Amy McNeely.

Class ----- Description

A. Ages 8 years and under. (at fair time)

43) 3 vegetables made out of play dough on a plate.

44) Largest sunflower head.

45) An odd shaped vegetable.

46) A collage of garden vegetables – mounted on



www.lombardyfair.ca

8½"x 11" bristol board.

- 47) A drawing of a carrot.
- 48) "*Ditch Digger*" Bouquet of wild flowers, weeds and grasses in an old coffee cup.
- 49) "*Mr. Potato Head*" Decorate a potato from your garden.

B. Ages 9 to 12 years. (at fair time)

- 50) Something interesting from nature (rock, fungi, etc.).
- 51) Identify a weed in your garden – mounted on 8½" x 11" bristol board, include name and description.
- 52) "*Do you see what I see*" A vegetable that looks like something else. Name what you think it looks like.

C. Ages 13 to 16 years. (at fair time).

- 53) A small wild flower center piece for a kitchen table.
- 54) Make a miniature scarecrow – max 51cm. (20") high.
- 55) Create a plan for a new flower bed - on 8½"x 11" paper.

Prize Money:

Classes 43 – 55

1st: \$5.00, 2nd: \$4.00, 3rd: \$3.00; 4th: \$2.00; 5th: \$1.00

Most points scored in each of Section A, B & C - \$5.00

Donated by Earl Hicks.

***** DOWN ON THE FARM *****

Chairperson – Earl Hicks

Committee: Matthew Visser, James Harrison

Class ----- Description

A. Ages 8 years and under. (at fair time)

- 56) A soybean plant with the most pods.
- 57) A small farm animal make out of plasticene on a plate.
- 58) Tallest stalk of corn (no roots).

www.lombardyfair.ca



- 59) Make a face mask of your favourite farm animal.
- 60) Longest ear of corn (partially husked).
- 61) Something old found in the machinery shed.

B. Ages 9 to 16 years. (at fair time)

- 62) Design your own farm sign.
- 63) The best photograph of a farm animal.
- 64) Make something small that can be described as farm art.
- 65) An article made from barn board.
- 66) Display a mystery item found on your farm.
- 67) Make a list of things you do on your farm that help the environment.

Prize Money:

Classes 56 – 67

1st: \$5.00, 2nd: \$4.00, 3rd: \$3.00; 4th: \$2.00; 5th: \$1.00

Most points scored in each Section (A, B & C) - \$5.00

Donated by Earl Hicks.

***** BAKING *****

Chairperson – Aline Hicks

Class ----- Description

A. Ages 5 years & under. (at fair time)

- 68) Hand print cookie decorated to look like a turkey.
- Judged on appearance only.
- 69) Rice cake face – A rice cake can be purchased and decorated to look like either a human or animal.
Edible items to be used, *Judged on appearance only.*



B. Ages 6 to 8 years. (at fair time)

- 70) Gingerbread Man/Women decorated to go to the fair.

www.lombardyfair.ca

- 71) 3 no bake squares/cookies.
- 72) 3 cookies – the same kind.
- 73) Three decorated cupcakes - *Judged on appearance only.*

C. Ages 9 to 11 years. (at fair time)

- 74) Party Mix in a jar.
- 75) 3 No bake Cookies/ Squares.
- 76) 3 Smartie or M & M Cookies.
- 77) A Decorated Cake – to celebrate a special occasion.

D. Ages 12 to 16 years. (at fair time)

- 78) 3 Chocolate Chip Cookies.
- 79) A Decorated Cake – to celebrate a special occasion.
- 80) 3 Muffins of 1 kind – named.
- 81) 3 No Bake Cookies / Squares

Prize Money:

Classes 68 – 81

1st: \$5.00, 2nd: \$4.00, 3rd: \$3.00; 4th: \$2.00; 5th: \$1.00

Most points scored in each of division A, B, C, & D: \$5.00

Donated by Aline Hicks

SPECIALS:

E. Ages 9 to 16 years. (at fair time)

- 82) Cake in a mug.

Prize Money: Class 82:

1st: \$4.00, 2nd: \$3.00, 3rd: \$2.00



***** O.A.A.S. Plain Chocolate Chip Cookie Competition *****

F. All children up to 15 years of age.

(As of December 31st, of the current year)

- 83) 8 Plain Chocolate chip cookies (*no nuts*) on a firm disposable plate inside a clear plastic bag. No larger than (3")

www.lombardyfair.ca

6.75 cm. and no smaller than (2") 5 cm. The winner of this class will be entered into a competition at the Ontario Association of Agricultural Societies District meeting.

Prize Money: Class 83:

1st: \$7.00, 2nd: \$6.00, 3rd: \$5.00, 4th: \$4.00, 5th: \$3.00

***** O.A.A.S. Youth Poster Competition *****

Entry Rules:

- a) **“Promoting Your Fair”** – Name and date of fair must be clearly shown on poster.
 - b) Must be hand drawn.
 - c) Poster size:
 - Minimum – 22cm X 28cm, without border.
 - Maximum – 28cm X 44cm, without border.
 - d) **Each entry must be centered on CARDSTOCK or BRISTOL BOARD exposing a 5.5 cm. border on all four sides.**
 - e) **Name of fair, district# (2), contact person, owner of poster and complete mailing address must be clearly labelled on the back of each entry.**
 - f) The winning poster from each class at each fair will be eligible to enter the district competition. District winners are eligible to enter at the provincial competition (see competitions at <http://ontarioagsocieties.com/member-services/competitions> for details)
 - g) **Judging Standards:**
 - Overall Appearance – 50 points
 - Hand Drawn – 35 points
 - OAAS Criteria (size, material, theme) – 15 points
- 84) Junior Poster, youth up to and including grade 4.
- 85) Intermediate Poster, youth Grade 5 to Grade 8 inclusive.
- 86) Senior Poster Grade 9 to Grade 12 inclusive.

www.lombardyfair.ca

Prize Money: Class 84 to 86:

1st: \$10.00, 2nd: \$ 8.00, 3rd: \$4.00